



# ST. MARY'S SCHOOL

## 2025-26 State-of-the-School Report

**Mission Statement:** St. Mary's School in Bird Island serves the area students in Preschool through eighth grade by providing a Christ-centered Catholic education where academics, excellence, self-worth and faith development go hand in hand in a nurturing environment.

Dear Parents, Family, Friends, Supporters, Parishioners, and Alumni of St. Mary's School,

Thank you for taking the time to read the 2024 State of the School report for St. Mary's School. This report serves to inform our stakeholders of the important updates and milestones from the past year, while ensuring St. Mary's remains in full compliance with MNSAA accreditation requirements.

At the heart of our school are the children we serve. As I have said many times during my years at St. Mary's, our students are simply the best! They are intelligent, self-motivated, inclusive, and filled with the Spirit. They share a beautiful variety of interpersonal, intellectual, and spiritual gifts with one another and the wider parish community. Through this vibrant environment, they develop the competence, confidence, and critical thinking skills needed to tackle any academic or personal challenge that comes their way.

Our students' success is deeply rooted in the commitment of our dedicated faculty and staff. We are incredibly blessed at St. Mary's because our educators understand the power of nurturing relationships and high expectations. Our students truly benefit from their outstanding expertise and unwavering dedication.

We also want to commend our parents and parishioners for their continued support. The strong spirit of partnership among our stakeholders allows us to elevate our community from the ordinary to the extraordinary. We are richly blessed by everyone who generously shares their time, talent, and treasure with us.

As a school, we have accomplished a great deal and have much to be proud of. In the following pages of this Annual Report, you will find some of our most exciting highlights. With a renewed sense of optimism, we will continue to move forward together. Because of our shared commitment, St. Mary's School remains a center of academic excellence, student empowerment, and Christian service.

Looking ahead, I would like to share an important leadership update for our community. As of June 15, 2026, I will be stepping aside from my position as Principal and will transition into the role of Associate Principal for St. Mary's School. It is my absolute pleasure to announce that Ms. Lambrecht will assume the role of Principal of St. Mary's School, while continuing to teach her 7th and 8th-grade students during this transition. I am more than confident that with Ms. Lambrecht leading the school and my focus on managing daily operations and maintaining accountability, we will continue to successfully guide your children toward a bright future.

As we look forward to the 2025-2026 school year, we are excited to continue this wonderful work for the benefit of our children. Thank you for your ongoing partnership, and may God continue to bless you and your family.

Sincerely,

*Tracy Bertrand Sigurdson*  
Tracy Bertrand Sigurdson

### Tuition Rate/Cost comparison for the 2025-26 School Year

Average Annual Tuition \$ 4050.00  
Average Tuition per Day \$ 24.25

Average Private Tuition MN \$8750.00

### Average Cost to Educate a Student

St. Mary's \$9,073.97  
District School \$14,835.00

According to data from the Education Data Initiative, the average public school per-pupil expenditure is \$16,080.00, a figure that encompasses both elementary and secondary schools. By educating millions of students outside the public system, Catholic schools save U.S. taxpayers billions of dollars annually in educational costs.



## Catholic Identity Theme for 2025-26:



### Kindness starts with us!

St. Mary's School's tagline is "Where Faith and Academics go hand-in-hand". We at St. Mary's School focus upon the importance of focusing on our faith. Service and living out our faith are a recurring action in our school classrooms, in addition to weekly liturgies, prayer services, Stations of the Cross, Adoration and visits from the priest, students were prepared for Sacraments of First Eucharist and Reconciliation and May Crowning. Here are a few highlights from last years' service projects.

**School Marathon:** Since 2018 we have taken this fantastic fundraiser and turned it into a service project that we can give back to the community by raking leaves, picking up sticks and pulling weeds. It has been a huge success getting to know members of the community and coming closer to Christ by serving others.



**Adopt a Family:** This year the families of St. Mary's School adopted 9 families from Renville County we were in need during the Christmas season. Each class adopted a family and collected the needed items from the list provided by Renville County Social Services.



**Back the Pack:** During Catholic Schools Week, St. Mary's collected for the Back the Pack, an important program in our community that feeds children who face food insecurity over the weekend. This is our 2nd year supporting this important local program that keeps all of the food we collected in our local area. We collected over 260 pounds of food in January during Catholic Schools Week, exceeding our total from last year. Thank you to Betsy for partnering with us, Tackle Box Printing for the flyers and advertising, and to everyone who donated food this winter.

## Accredited through MNSAA since 1988

Accreditation is a framework for the best possible educational program for learners. In addition to delivering recognized credibility of the quality of a school program in the eyes of stakeholders and the public, accreditation also offers outside objective validation that a school has met high standards and is actively seeking a quality educational program.

### Strategic Plan Goals for 2025-26

- To fully infuse the Trust Based Observation (TBO) programming, which promotes ongoing dialog to promote growth within all educators.
- Continue to provide staff with the time and support to interpreting and implementing student data results in alignment to our teaching standards.
- Redesign our Wellness committee to update our school Wellness policy.

### Strategic Plan Goals for 2026-27

- Redesign our school safety committee to update our school policy.
- Demonstrate 85% growth in our 3 subjects areas that are tested on through NWEA in comparing this Spring to next Spring/grade level.
- Explore and review various options to improve and strengthen entrance access to both the school building and church, with a focus on enhancing overall school safety and security.

## Financials 2025-26

School Revenue	2021-22	2021-22 2022-23	2023-24	2024-25	2025-26 Projected amount
Tuition	\$449,550	\$487,265	\$560,590	\$600,579	\$506,450
Fundraising & Donations	\$286,473	\$610,646	\$288,300	\$444,813	\$327,934
Parish Subsidy	\$175,640	\$0	\$314,562	\$250,748.	\$370,956
Other Parish Subsidy	\$15,000.	\$19,248	\$14,500	\$16,477	\$50,000
Endowment	\$42,000	\$52,058	\$452,058	\$48,378	\$45,000
<b>Total</b>	<b>\$968,663</b>	<b>\$1,169,217</b>	<b>\$1,420,308</b>	<b>\$1,267,307</b>	<b>\$1,300,340</b>
School Expenses	2021-22	2022-23	2023-24	2024-25	2025-26
Salaries	\$723,422	\$814,740	\$903,704	\$943,883	\$1,005,209
Plant & Operations	\$123,270	\$145,804	\$293,892	\$294,353	\$136,536
Instructional	\$45,438	\$162,298	\$181,738	\$98,599	\$65,110
Other Administrative	\$76,533	\$46,375	\$40,973	\$68,559	\$93,485
<b>Total</b>	<b>\$968,663</b>	<b>\$1,169,216</b>	<b>1,420,307</b>	<b>\$1,360,394</b>	<b>\$1,300,340</b>

<b>Enrollment Trend:</b>	2019-20	2020-21	2021-22	2022-23	2023-24	2024-25	2025-26
K -8th grade	131	147	149	138	121	121	109
Preschool	17	25	16	26	23	31	24

## Assessment Results

St. Mary's School believes an effective assessment system motivates students to learn, communicates with stakeholders, promotes school improvement, guides instructional decisions, and shares a common vision. Assessment tools and practices are varied, ongoing, authentic, and aligned with specific learning targets. Regular and descriptive feedback is provided to students, and all parents, to promote learning positively. Assessments are used to understand and positively motivate the students as individual learners. Information gathered is used to understand the relationship between the learner and their progress toward achieving learning goals.

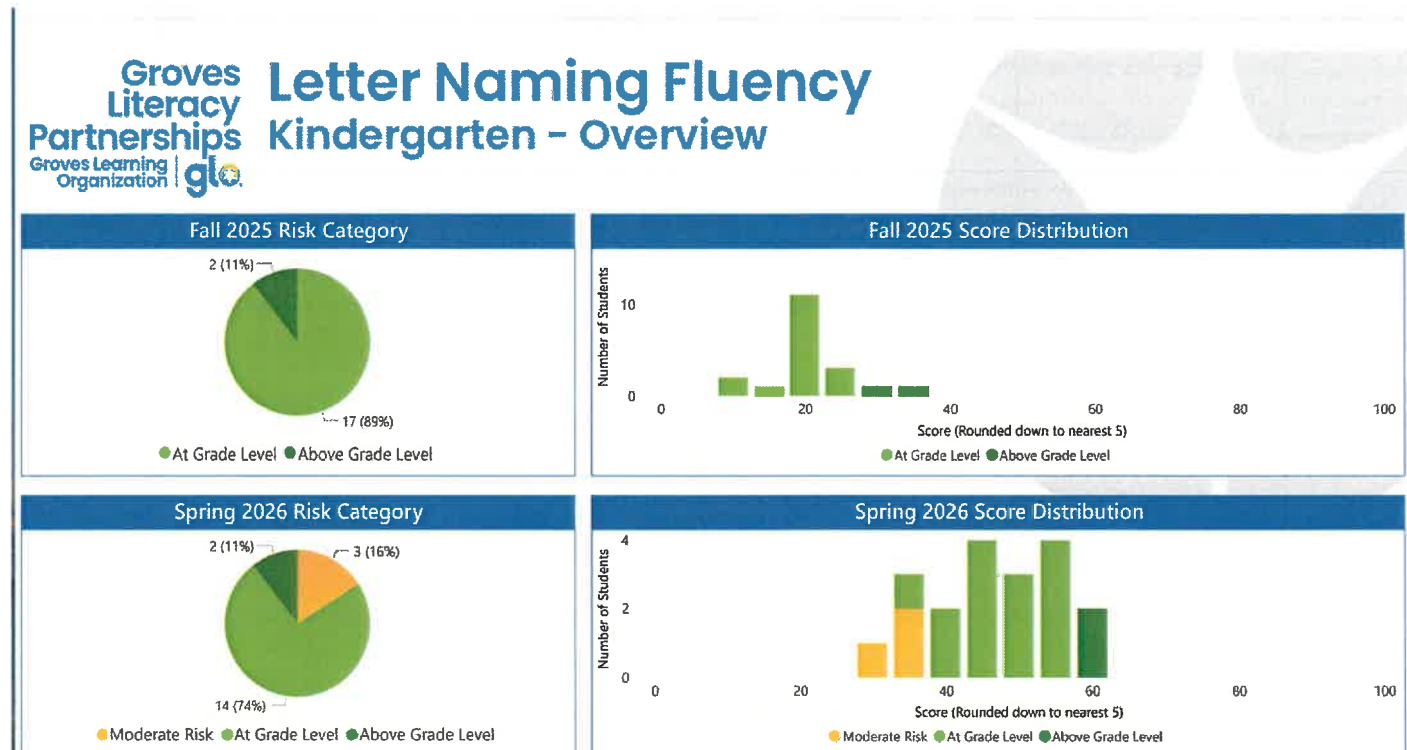


## BELIEVE & READ

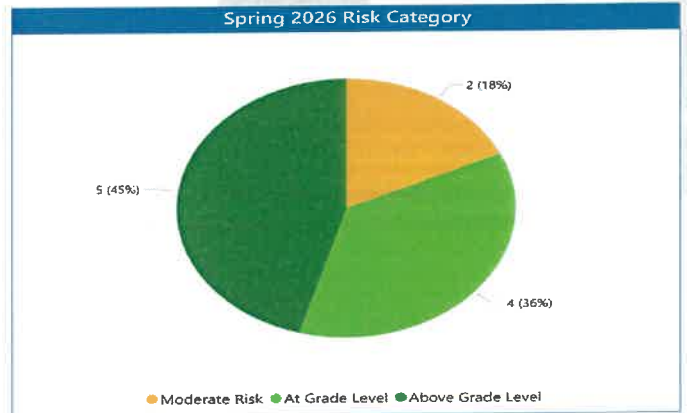
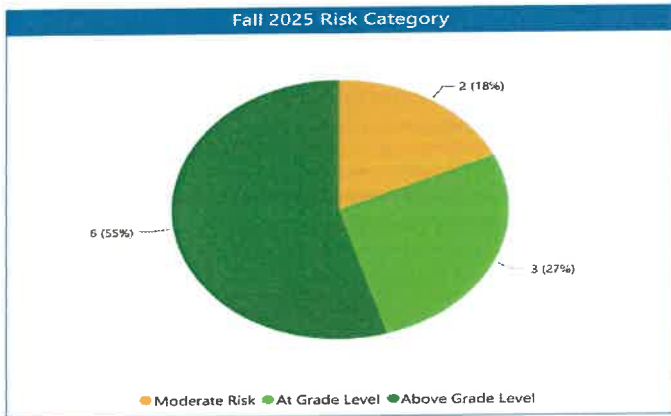
The 2024–25 school year marked the second year of the BELIEVE and READ program at St. Mary's. Powered by the Catholic Schools Center of Excellence (CSCOE) in partnership with Groves Learning Organization (GLO), the program provides exceptional professional development and coaching to strengthen literacy instruction. Our goal is to ensure every student reads at or above grade level. This year, all K–3 teachers and our interventionist became Believe and Read certified, and our interventionist will also serve as our In-House Coach.

Teachers provide a daily 30-minute phonics-based lesson using a multisensory approach to explicitly teach the connection between letters and sounds. Ongoing coaching, regular assessments, and targeted small-group intervention help ensure students receive the support they need. While some students work with the interventionist to strengthen foundational skills, classroom teachers use this time to extend learning for other students.

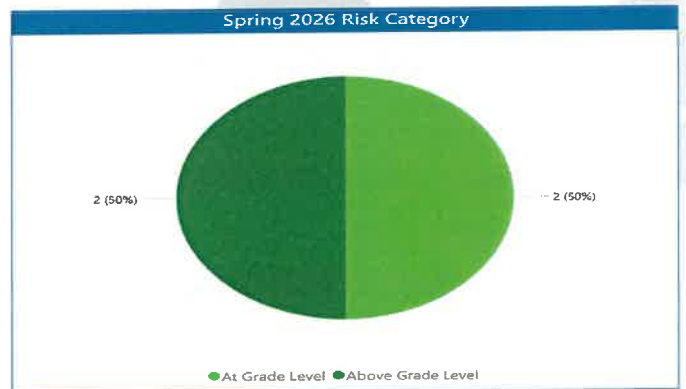
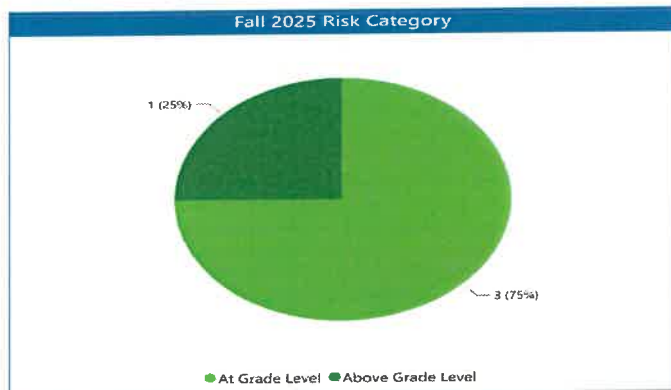
Through Believe and Read, kindergarten students are monitored in letter naming and letter sound fluency, while first through third grade students are assessed in oral reading fluency. The charts on the following pages highlight the growth our students made from Fall 2024 to Spring 2025. We have so much to celebrate as we continue helping our students become confident, successful readers!



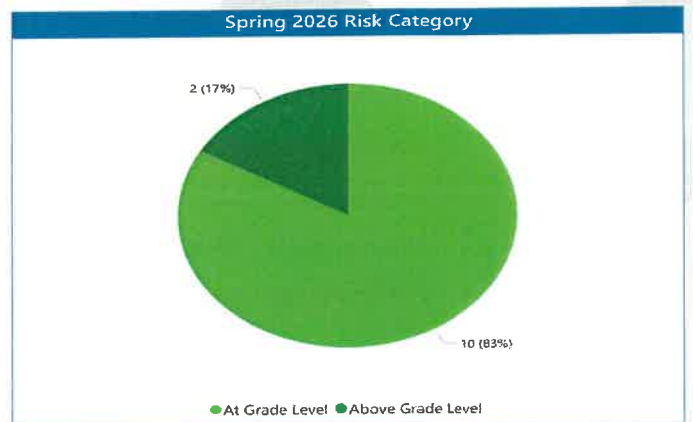
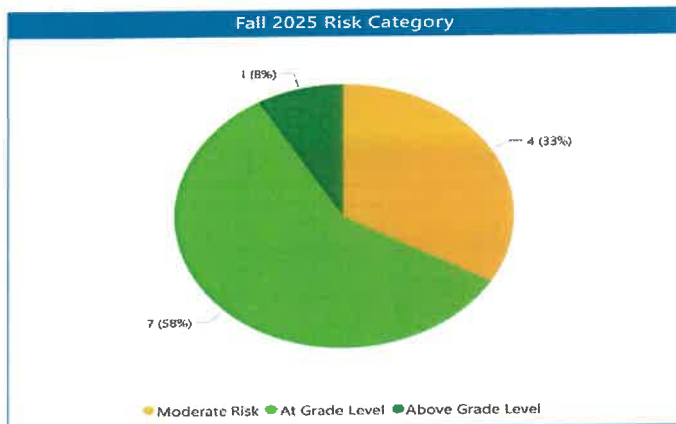
## Oral Reading Fluency 1st Grade - Overview



## Oral Reading Fluency 2nd Grade - Overview



## Oral Reading Fluency 3rd Grade - Overview



~~ **Hard Work + Determination = amazing student SUCCESS!** ~~

## NWEA Testing (MAP- Measures of Academic Progress)

Students in grades Kindergarten through 8 are tested 3 times during the school year. This test measures academic progress and gives individual student information to parents and teachers. The tests measure student progress and growth from one test session to the next. This test evaluates the school curriculum, the particular needs of an individual, class, or a condition of the entire school. NWEA tests taken are in fall, winter, and spring. Students have individual goals for improvement. NWEA gives students projected growth based on their ability levels. The goal is for students to move toward their projected growth goals as they work on meeting the curriculum standards. The following charts show the spring 2025 Math, Reading, and Language assessment results. The colors show each class's varied needs, which indeed identifies one of the challenges in our school in meeting the needs of all learners. As we compare to the tests taken in the fall and the spring, we can see growth and improvement, but we also need to set higher goals to bring those students who struggle up to a higher average.

### About this chart

This chart shows growth and achievement comparison percentiles across two testing terms.

**Growth** is an inference about how student performance changes across two moments in time. You can use growth percentiles to understand how changes in student scores compare to changes in other US student scores.

**Achievement comparisons** represent student performance at two different moments in time. You can use achievement comparisons to understand how a group of student scores has changed across two testing terms.

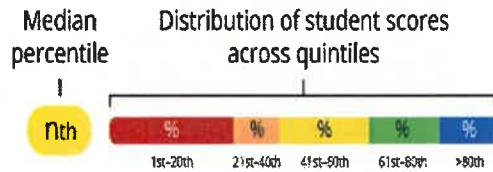
### Definitions

**Percentile.** Norm-based information about where a student's observed score falls within the range of scores produced by other same-grade US students.

**Median percentile.** The middle percentile value when a group of percentiles are ordered from lowest to highest.

**Distribution.** A representation of the range of scores for a group of students, indicating the number and/or percentages of scores within five percentile levels, or quintiles.

**Quintiles.** Five percentile levels based on NWEA normative data: 1st-20th (red), 21st-40th (orange), 41st-60th (yellow), 61st-80th (green), and greater than 80th (blue).



School Profile

### Growth and Achievement Overview

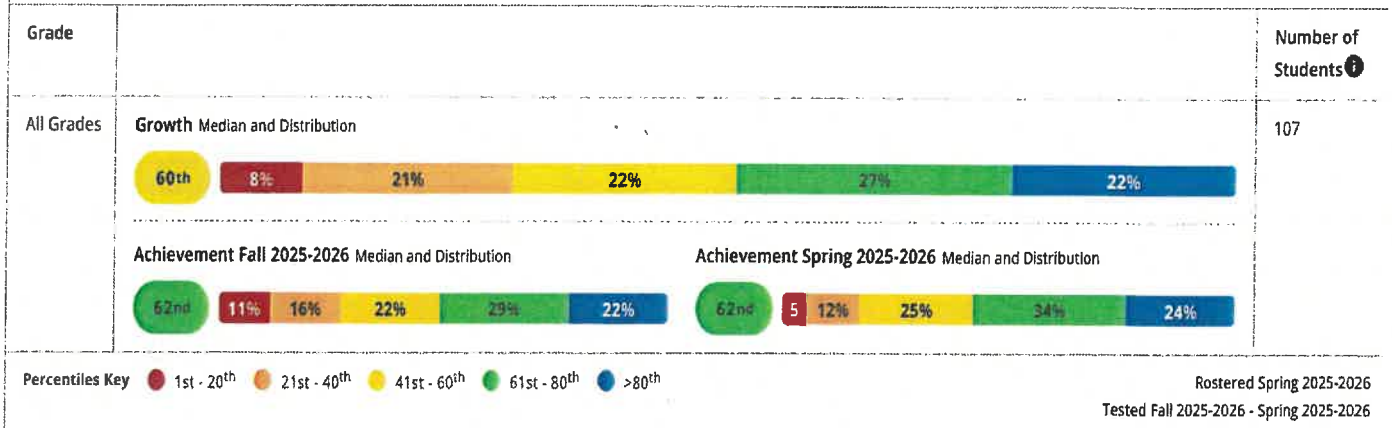
St. Mary's School Bird Island | Math K-12

Grade		Number of Students <sup>i</sup>
All Grades	<p><b>Growth Median and Distribution</b></p> <p><b>Achievement Fall 2025-2026 Median and Distribution</b></p> <p><b>Achievement Spring 2025-2026 Median and Distribution</b></p>	107
<p><b>Percentiles Key</b> ● 1st - 20<sup>th</sup> ● 21st - 40<sup>th</sup> ● 41st - 60<sup>th</sup> ● 61st - 80<sup>th</sup> ● &gt;80<sup>th</sup></p>		<p>Rostered Spring 2025-2026 Tested Fall 2025-2026 - Spring 2025-2026</p>

School Profile

## Growth and Achievement Overview

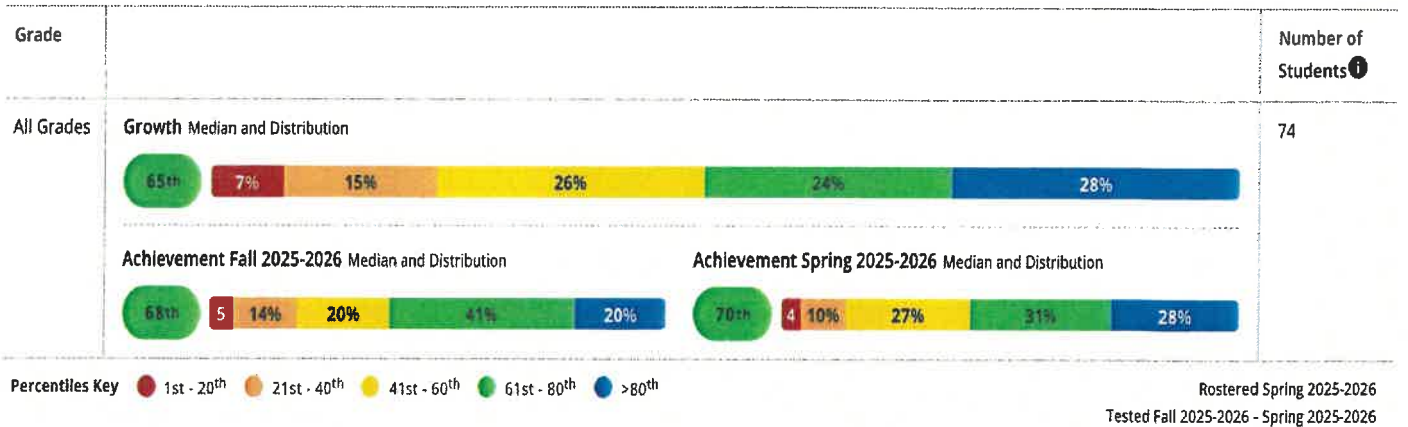
St. Mary's School Bird Island | Reading



School Profile

## Growth and Achievement Overview

St. Mary's School Bird Island | Language Usage



### 2025-26 Education Committee Members:

Sene Zupke, Steph Lerud, Rob Thurston, Kelsie Aeikens, Steve Herdina, Logan McNamara, Melissa Swyter

If you have any questions or comments, please feel free to contact Mrs. Bertrand Sigurdson at 320-365-3693 ext 215 or via email [tsigurdson@stmarysbi.com](mailto:tsigurdson@stmarysbi.com)





DIOCESE of NEW ULM

# The Landscape of Our Ministry

2025-2026



## CATHOLIC SCHOOLS

- ✓ 13 Catholic Schools
- ✓ 3 PK - 12th grade schools
- ✓ 5 PK - 8th grade schools
- ✓ 5 elementary schools
- ✓ 218 Teachers
- ✓ 1811 Total Students



## FAITH FORMATION

- ✓ 18 AFCs
- ✓ 55 Parishes
- ✓ 44 FF Programs
- ✓ 571 Catechists
- ✓ 3519 Total Students



## CLERGY

- ✓ 33 Priests
- ✓ 18 Deacons
- ✓ 6 Seminarians